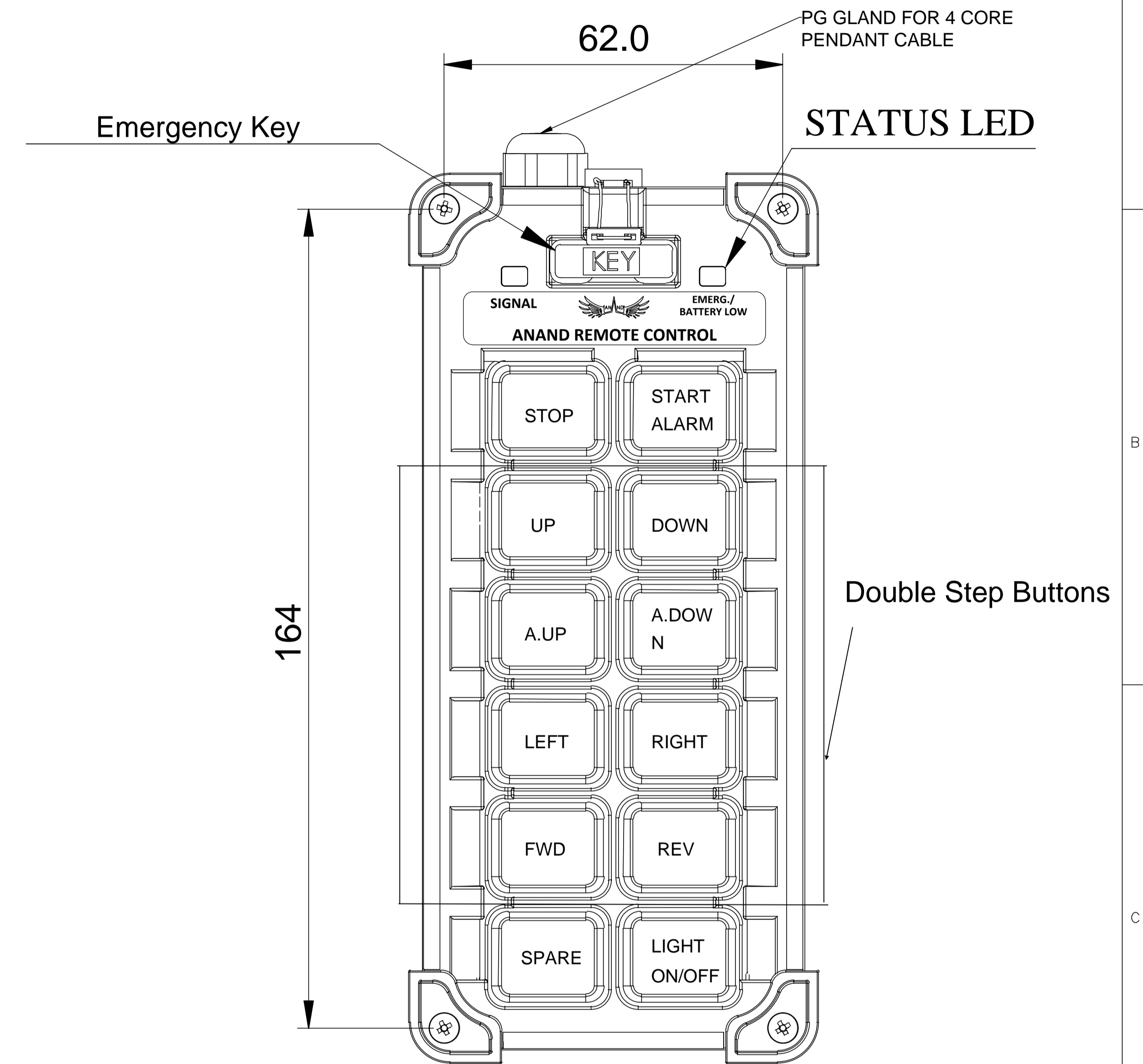
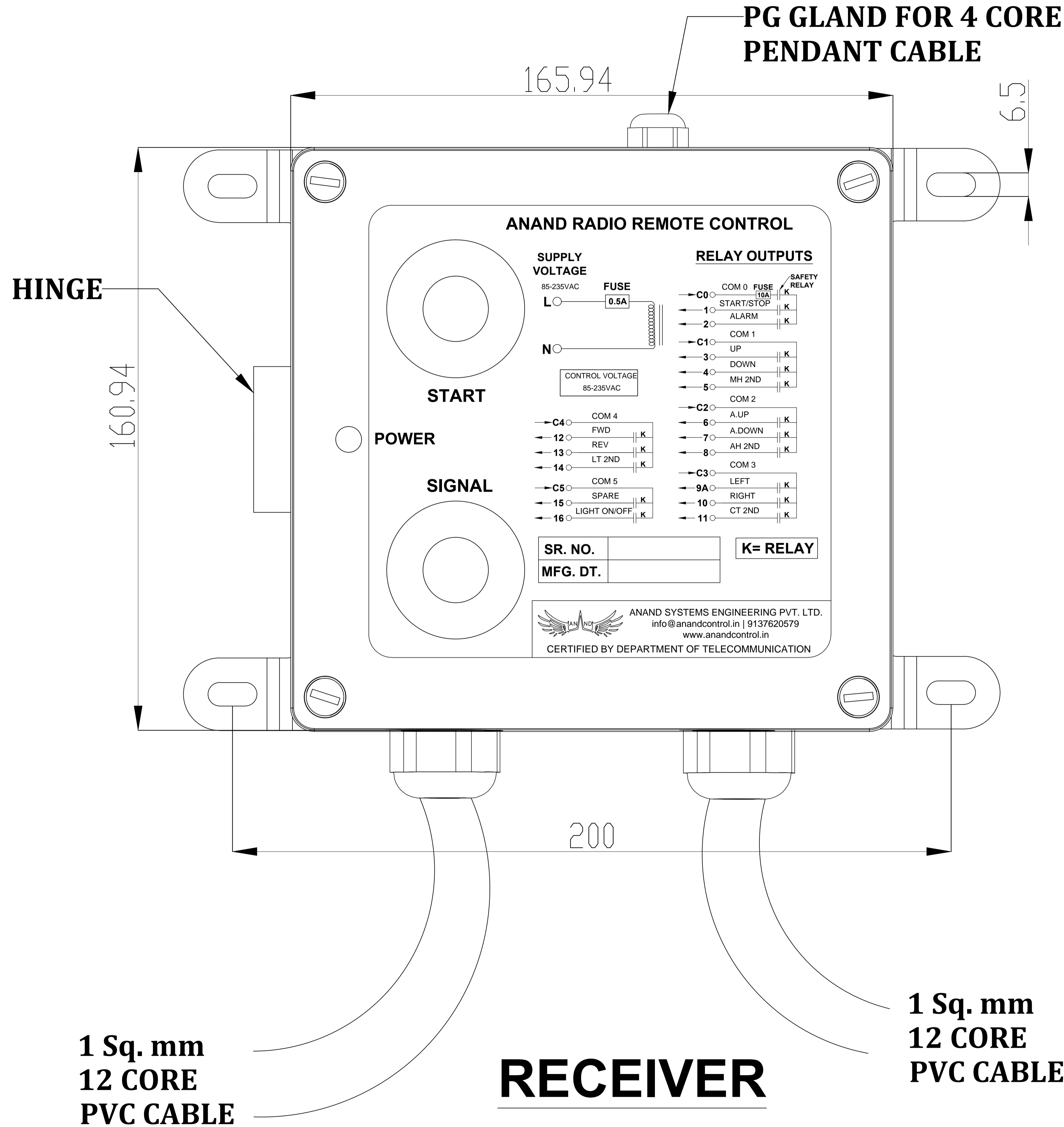


# RRC GA DRAWING

<b>NO. OF RELAYS</b>	17
<b>NO. OF PUSH BUTTONS</b>	12
<b>SAFETY TIMER</b>	YES



CLIENT NAME -

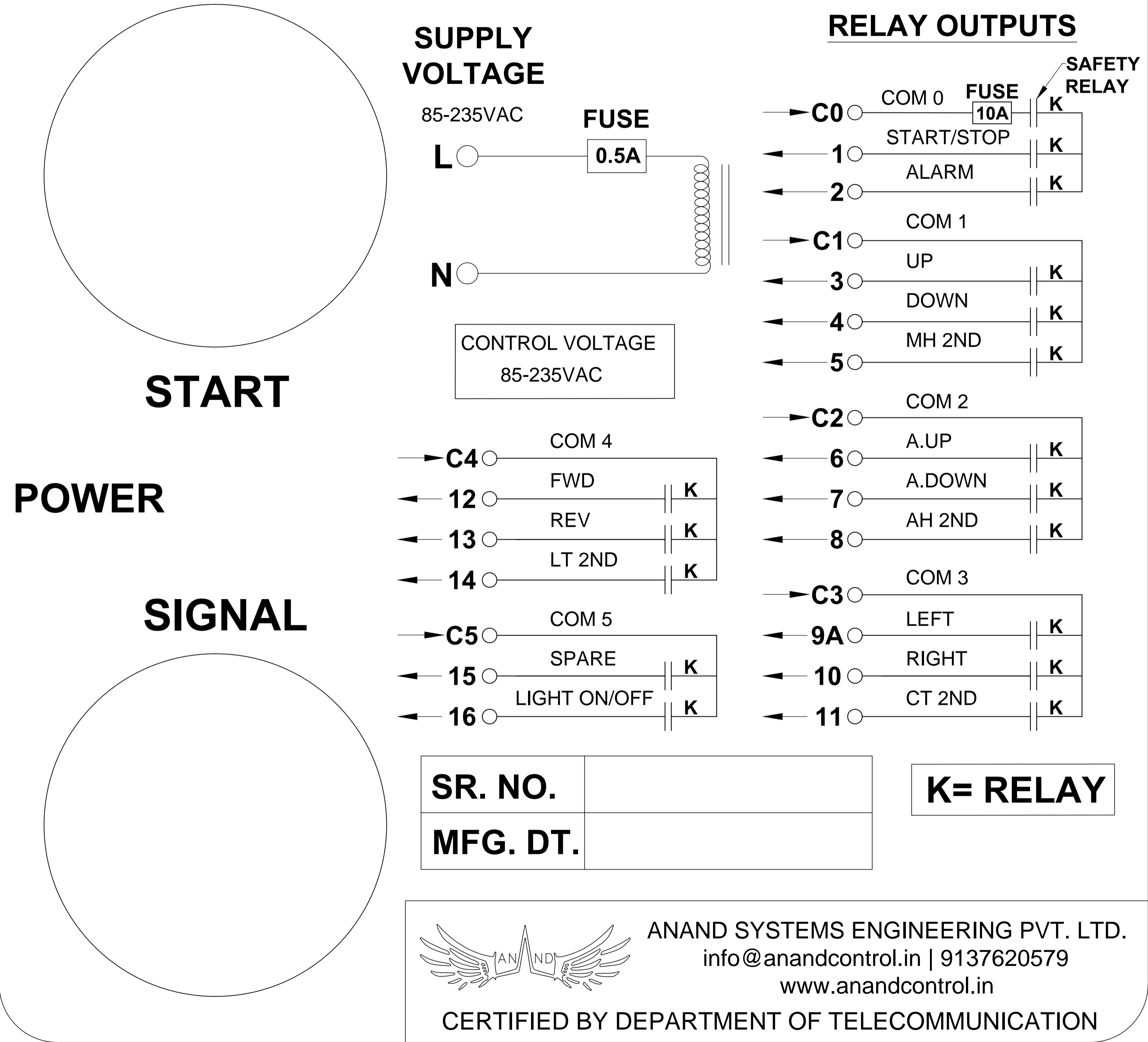
<b>ANAND SYSTEMS ENGINEERING PVT. LTD.</b>			
MUMBAI- 400 072.			
Prepared by	vivek	23-03-2024	TITLE:
Checked by			12 BUTTON 2 SPEED PENDANT
Approved by			
REV.	SIZE	MODEL:-	SCALE: 1:1
R0	A4	APC-1202	SHEET: 1 OF 2
Ref. Drawing No.: SL NO- ASE-22			Cad file:

**1 Sq. mm  
12 CORE  
PVC CABLE**

**1 Sq. mm  
12 CORE  
PVC CABLE**

# WIRING DIAGRAM

## ANAND RADIO REMOTE CONTROL



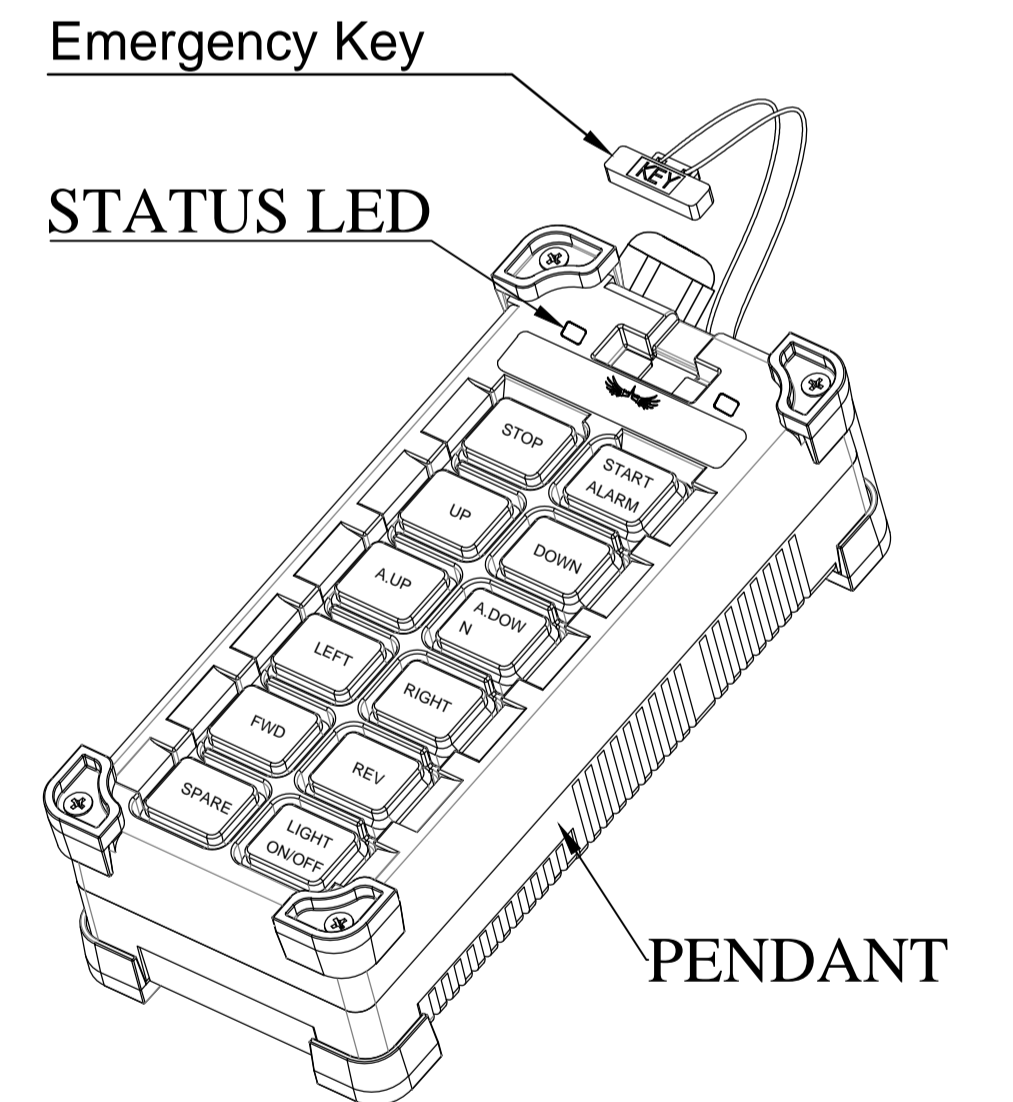
# PUSH BUTTON - RELAY MAP

PUSH BUTTON	RELAY ON
START/STOP	0,1
ALARM	2
UP	3
UP 2ND STEP	3,5
DOWN	4
DOWN 2ND STEP	4,5
A.UP	6
A.UP 2ND STEP	6,8
A.DOWN	7
A.DOWN 2ND STEP	7,8
LEFT	9
LEFT 2ND STEP	9,11
RIGHT	10
RIGHT 2ND STEP	10,11
FWD	12
FWD 2ND STEP	12,14
REV	13
REV 2ND STEP	13,14
SPARE	15
LIGHT ON/OFF	16

## INTERLOCK

MOTION
STOP ALONG WITH START ALARM KEY
UP ALONG WITH DOWN KEY
A.UP ALONG WITH A.DOWN KEY
LEFT ALONG WITH RIGHT KEY
FWD ALONG WITH REV KEY
SPARE ALONG WITH LIGHT ON/OFF KEY

## EMERGENCY

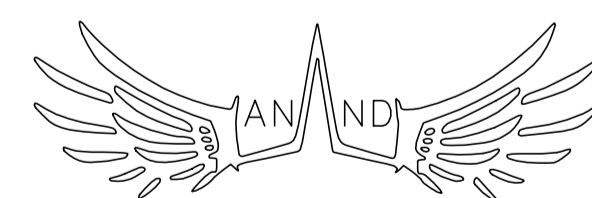


CLIENT NAME -

## ANAND SYSTEMS ENGINEERING PVT. LTD.

MUMBAI- 400 072.

Prepared by	vivek	23-03-2024	TITLE:	12 BUTTON 2 SPEED PENDANT
Checked by				
Approved by				
REV.	SIZE	MODEL:-	SCALE: 1:1	
R0	A4	APC-1202	SHEET: 2 OF 2	
Ref. Drawing No.: SL NO- ASE-22-			Cad file:	



ANAND SYSTEMS ENGINEERING PVT. LTD.  
info@anandcontrol.in | 9137620579  
www.anandcontrol.in

CERTIFIED BY DEPARTMENT OF TELECOMMUNICATION